

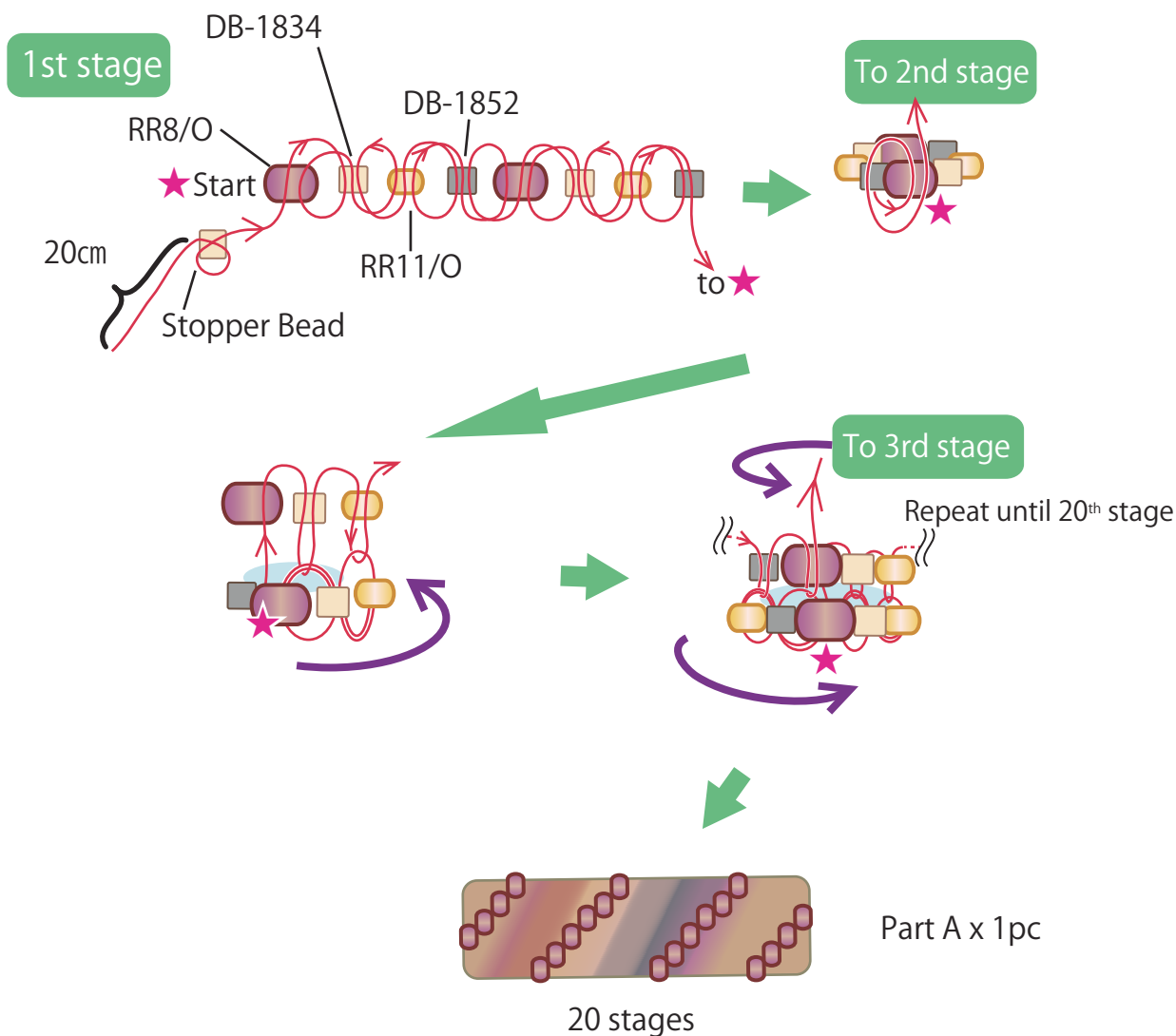


*Finished Size: approx. 42.5 – 47.5 cm (including metal finding)
 *Tools: Scissors, Ruler, Pliers

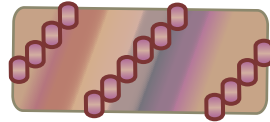
Materials

- Round Rocaille 11/O #4202 : 76pcs
- Round Rocaille 8/O #4213 : 84pcs
- Delica Beads 11/O #DB1834 : 317pcs
- Delica Beads 11/O #DB1852 : 272pcs
- Crimp Beads 1.4mm (Bronze): 2 pcs
- Nylon Coated Wire 46x7 (Clear)
- Nylon Thread #20 (Light Brown)
- Beading Needle
- Adjustable necklace chain/extender (Bronze) : 1 pc
- Bead tips 3x6mm (Bronze) : 2 pcs
- Spring Clasp (Bronze) : 1 set
- Jump rings (Bronze) : 2 pcs
- Fire Polished Beads 8mm (Picasso Coating) : 6 pcs

1) Use 130cm of Nylon thread. Thread a needle and, string a stopper bead and leave 20 cm thread tail. Make the 1st stage by brick stitching from the start (★). After stitching the last Delica Beads (DB1852) of the 1st stage, coming back to the start (★) and string the Round Rocaille 8/O bead #4213 which you once strung at the start (★). Then continue beading 2nd stage until 20th stage. Finish the thread tails on both sides. This is Part A.



2) Use another 80cm x 2 pcs of nylon threads. Make another one by same process as Part A but shorter one, string only from 1st stage until 9th stage, then finish the thread tails. This is Part B. Make 2 pcs of Part B.



Part B x 2pcs

9 stages

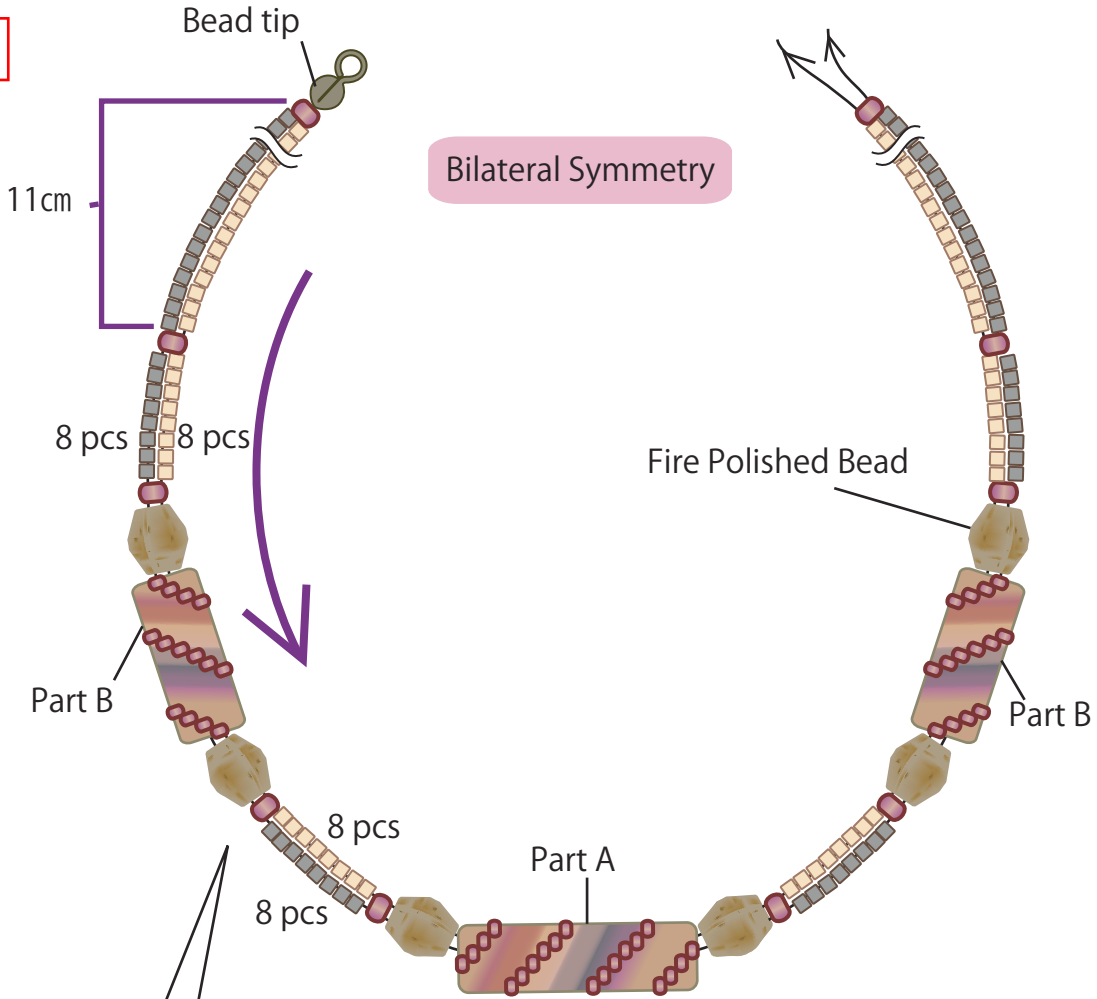
3) Use 120cm of Nylon Coated Wire. String a crimp bead and crimp it by pliers at the middle of the wire. String a bead tip as the "Picture 1" shows and close the bead tip.

Picture 1



4) String Beads and Part A and B as the "Picture 2" shows.
 String another crimp bead and bead tip on the other end of the wires to finish. Attach the metal findings (chain, clasp and jump rings) on bead tips of both ends.

Picture 2



※String Delica beads (double wires together through in bead holes)
 on wires in the Parts A and B too.
 •In Part A--- DB-1834 x 23pcs
 •In Part B--- DB-1834 x 11pcs

