



\*Finished Size: approx. 3cm x 3cm (without the clip finding)

\*Tools: Scissors, Ruler, Toothpick, Beading Glue, Beading Needles

# Materials

Delica Beads size 11  
 (100g = approx 20,000 pcs)

DB0010 : 42 pcs

DB0042 : 18 pcs

DB1133 : 40 pcs

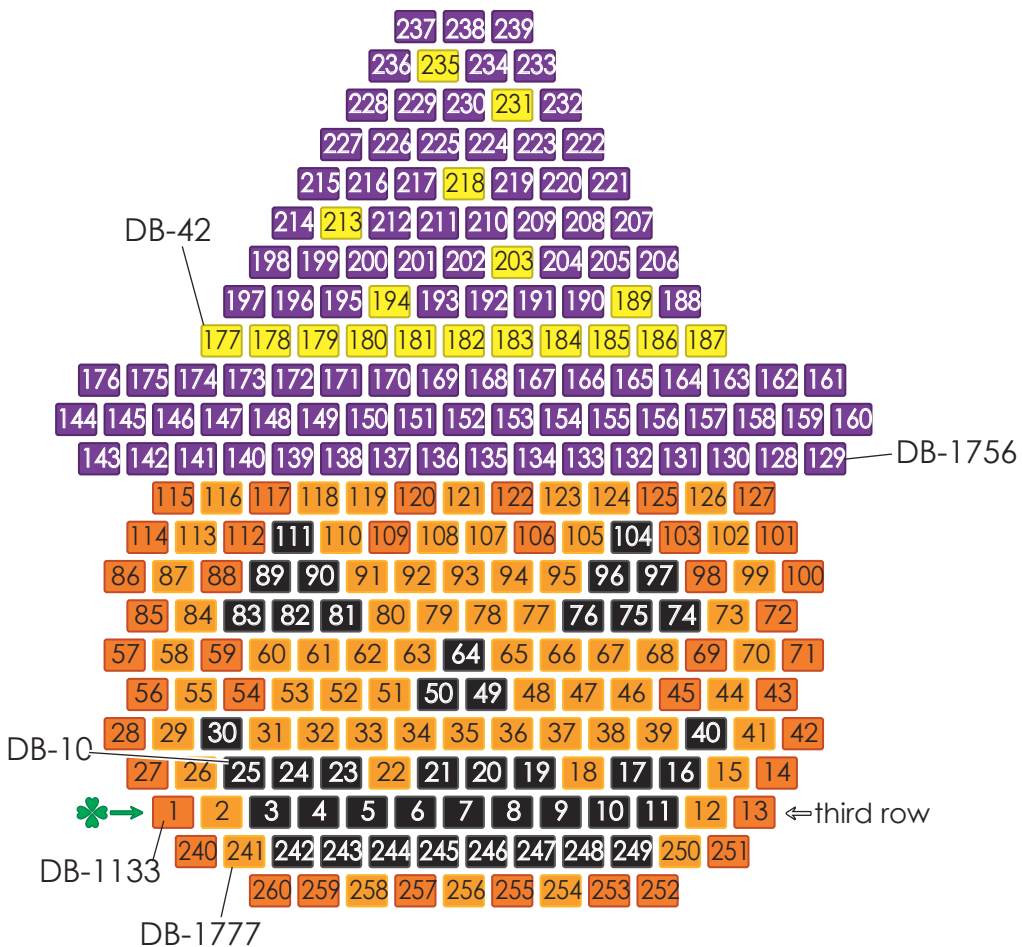
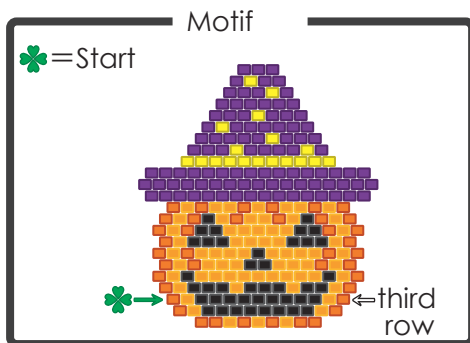
DB1756 : 94 pcs

DB1777 : 66 pcs

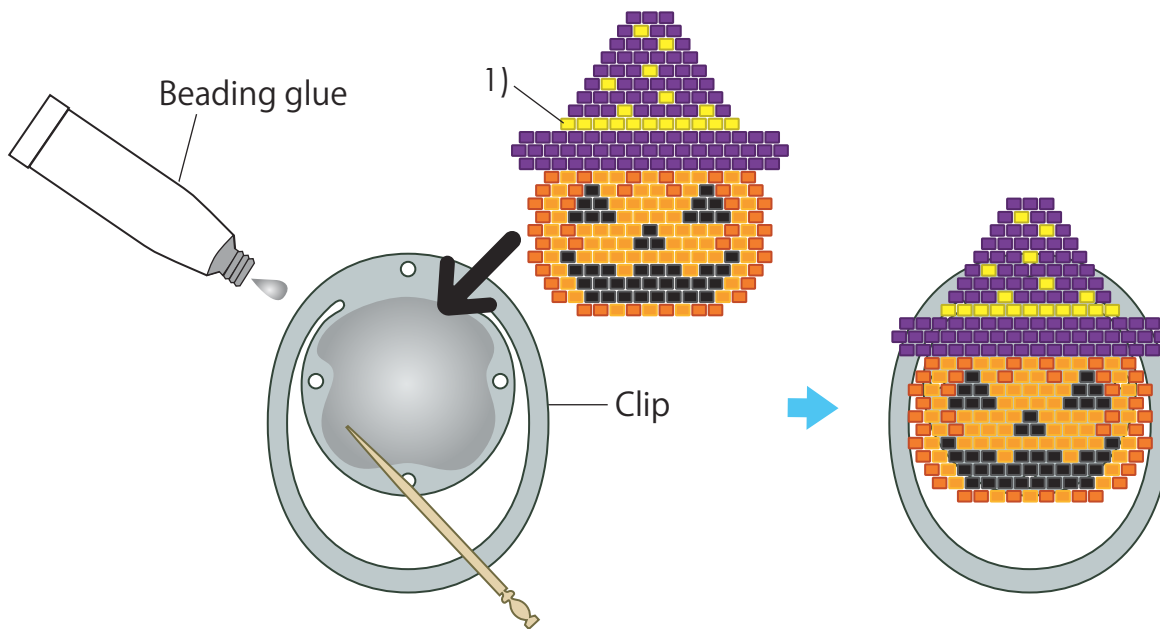
Nylon thread (white)

Clip Finding : 1 pc

See the pattern. Use 1.7m of nylon thread and string needle. Leave 40cm thread tail and string a stopper bead. Then start weaving Delica Beads of the ladder stitching part (1-13) and brick stitching part (14-239) by using the 1.4m thread. Finish the thread tail. Remove the stopper bead and weave the part (240-260) by using the 40cm thread tail. Finish the thread tail.



2) Put beading glue on the middle of clip finding by toothpick, paste the beaded Halloween Pumpkin on the clip and dry it.



# Happy Halloween!