




Quarter TILA check pattern bracelet

MIYUKI®

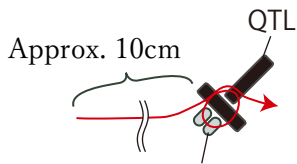
MIYUKI Co., Ltd.
 mail: e-mail@miyuki-beads.co.jp
 web: www.miyuki-beads.co.jp/english
 Note: Re-sell this instruction is prohibited



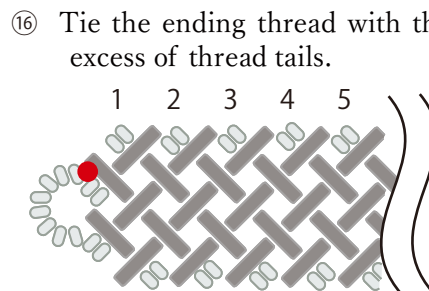
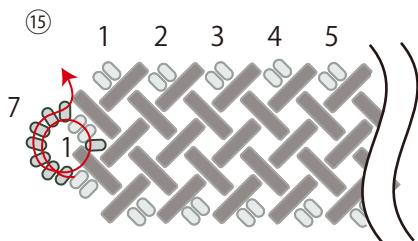
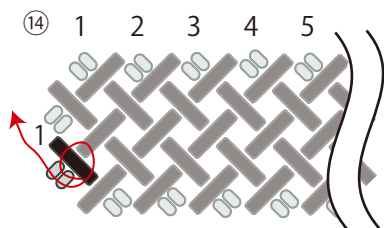
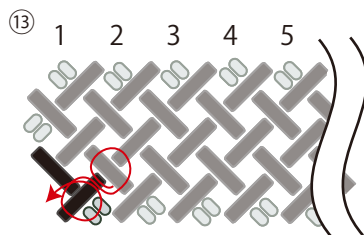
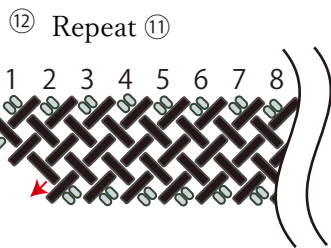
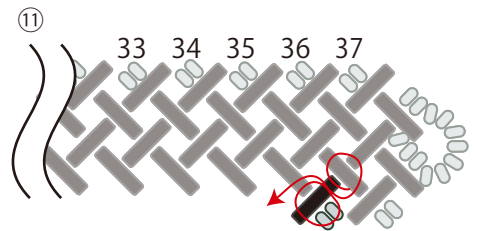
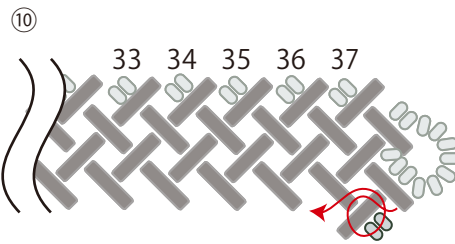
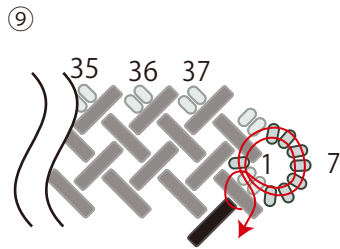
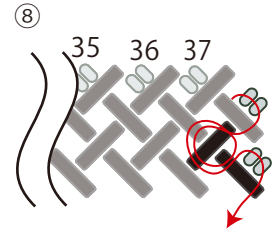
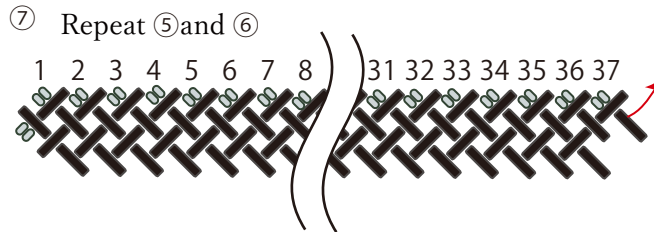
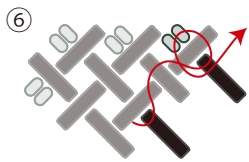
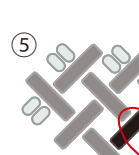
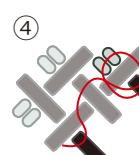
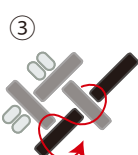
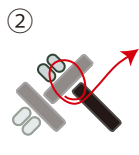
Bracelet Size: approx. 19cm (including metal findings)

	Quarter TILA Beads (QTL401)	187pcs
0	Round Rocailles 15/0 (#194)	172pcs
	Oval Jump Rings (K545/S)	2pcs
	Bracelet Clasp (K2624/S)	1set
Beading Thread (K4570/white)		3m
Beading Needle (K2377)		1pc

① Use 3m of beading thread and thread a needle.



Round Rocailles 15/0 (#194)



①⑦ Connect Oval Jump Rings with Bracelet Clasps as follows.

