



*Finished Size: approx. 6cm x 5.2cm (without metallic yarn)

*Tools: Scissors, Ruler, Beading Needles

Materials

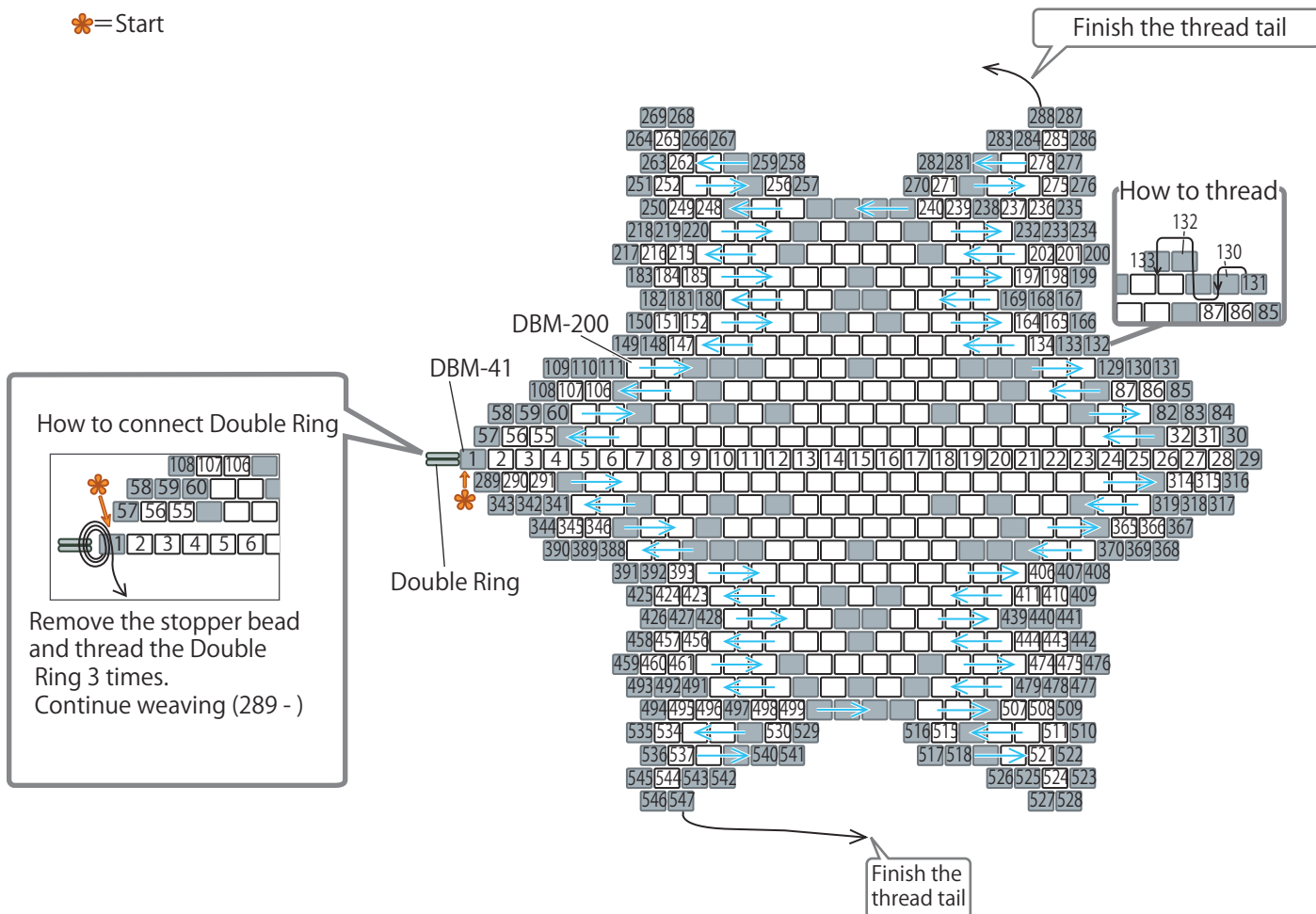
Delica Beads size 10
(100g = approx 10,800 pcs)

DBM0041 : 200 pcs
DBM0200 : 347 pcs

Metallic Yarn (0.9mm round) Silver : 20cm
Nylon Thread White: 3.3m
Double Ring : 1pc

1) See the pattern. Use 3.3m of nylon thread and string needle. Leave 1.5m thread tail and string a stopper bead. Then start weaving Delica Beads of the ladder stitching part (1-29) and brick stitching part (30-288) by using the 1.8m thread. Finish the thread tail. Remove the stopper bead and connect a Double Ring. Re-start weaving the remaining part (289-547) by using the 1.8m thread tail. Finish the thread tail.

✿ = Start



2) Cut metallic yarn in 20cm x 1 pc, string the Double Ring with the metallic yarn and tie it.

Enjoy!!



*Finished Size: approx. 6cm x 5.2cm (without metallic yarn)

*Tools: Scissors, Ruler, Beading Needles

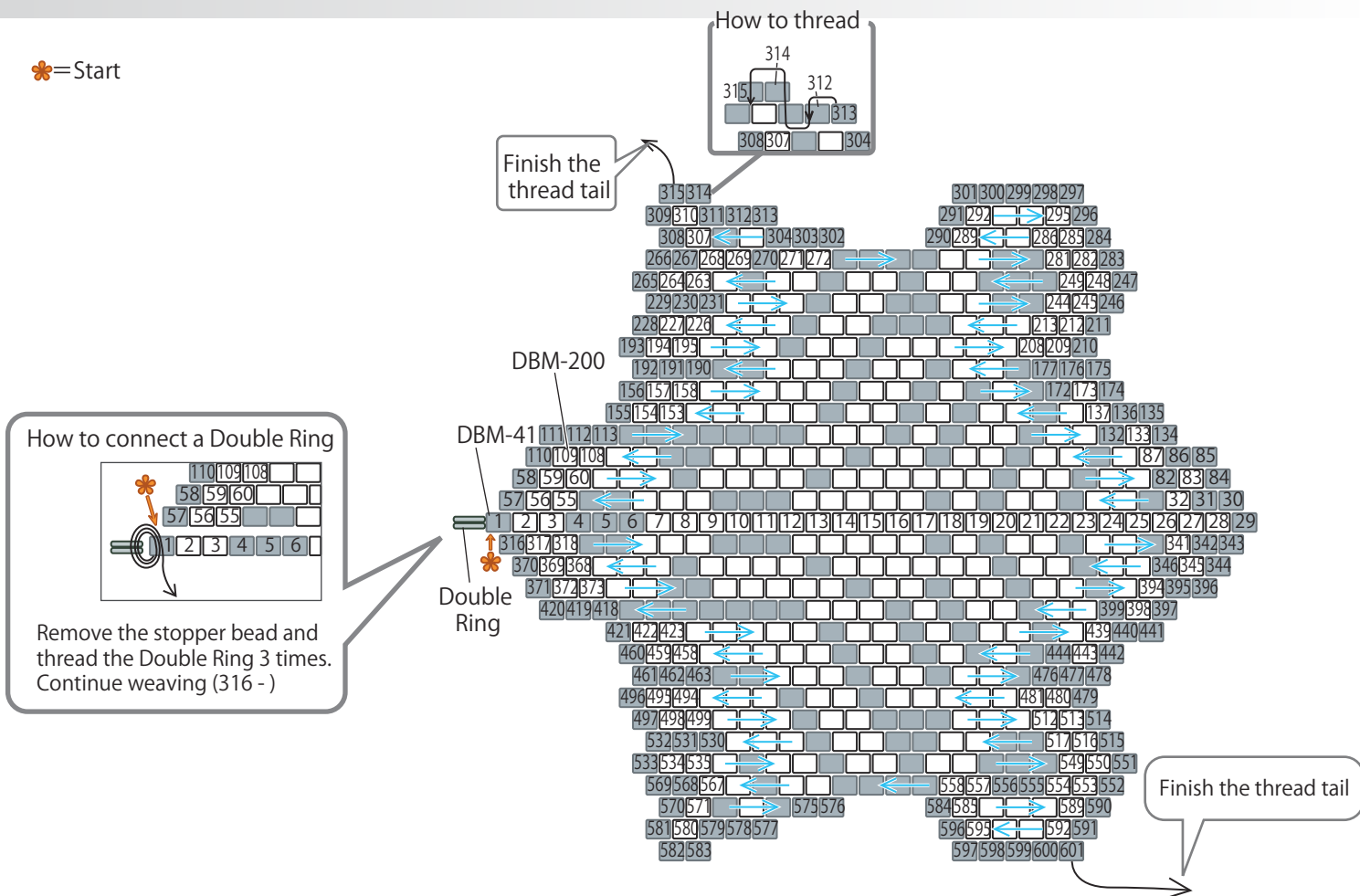
Materials

Delica Beads size 10
(100g = approx 10,800 pcs)

DBM0041 : 255 pcs
DBM0200 : 346 pcs
Metallic Yarn (0.9mm round) Silver : 20cm
Nylon Thread White: 3.3m
Double Ring : 1pc

See the pattern. Use 3.3m of nylon thread and string needle. Leave 1.5m thread tail and string a stopper bead. Then start weaving Delica Beads of the ladder stitching part (1-29) and brick stitching part (30-315) by using the 1.8m thread. Finish the thread tail. Remove the stopper bead and connect a Double Ring. Re-start weaving the remaining part (316-601) by using the 1.5m thread tail. Finish the thread tail.

✿=Start



2) Cut metallic yarn in 20cm x 1 pc, string the Double Ring with the metallic yarn and tie it.

Enjoy!!



*Finished Size: approx. 6.2cm x 5.2cm (without metallic yarn)

*Tools: Scissors, Ruler, Beading Needles

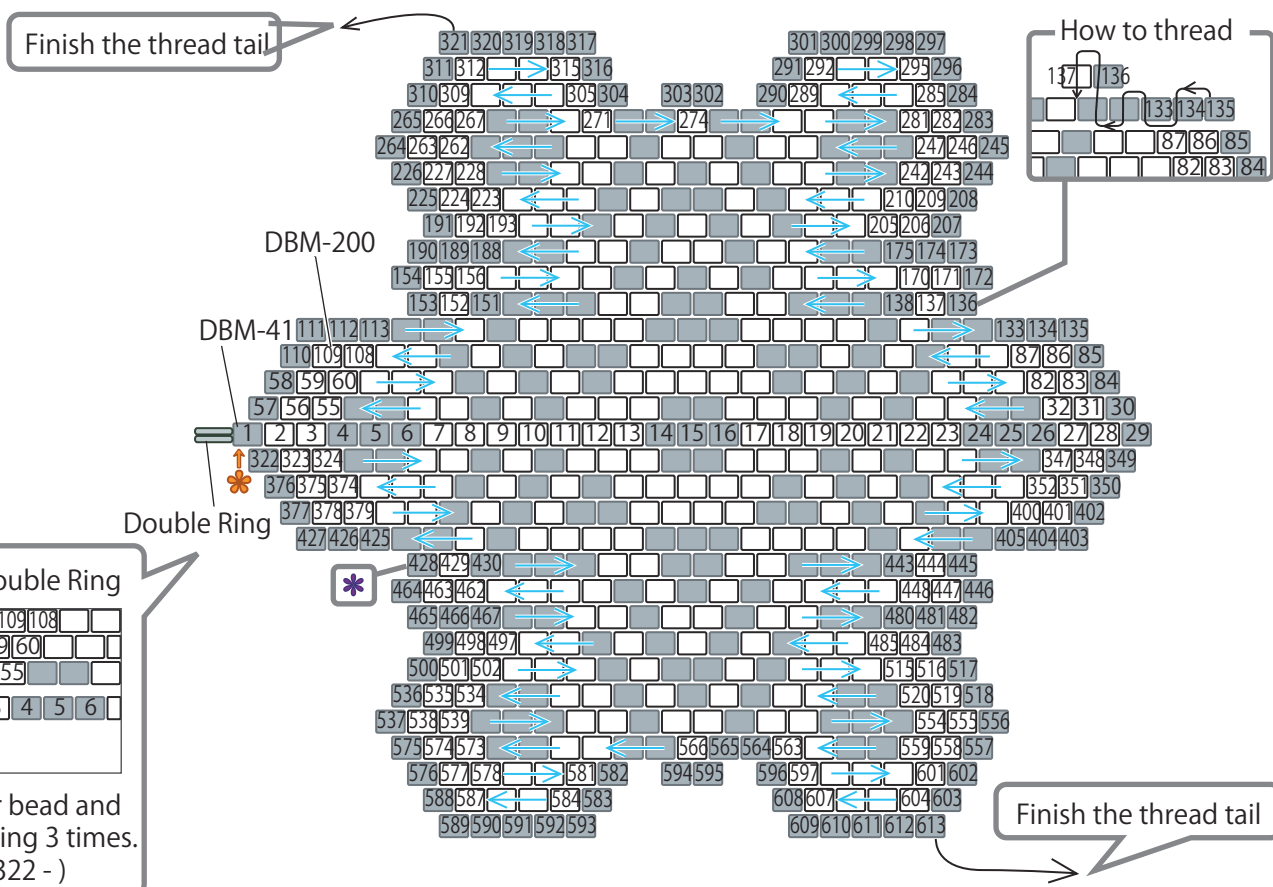
Materials

Delica Beads size 10
(100g = approx 10,800 pcs)

DBM0041 : 281 pcs
DBM0200 : 332 pcs
Metallic Yarn (0.9mm round) Silver : 20cm
Nylon Thread White: 3.7m
Double Ring : 1pc

See the pattern. Use 3.7m of nylon thread and string needle. Leave 1.5m thread tail and string a stopper bead. Then start weaving Delica Beads of the ladder stitching part (1-29) and brick stitching part (30-321) by using the 2.2m thread. Finish the thread tail. Remove the stopper bead and connect a Double Ring. Re-start weaving the remaining part (322-613) by using the 1.5m thread tail. Finish the thread tail.

✿=Start



2) Cut metallic yarn in 20cm x 1 pc, string the Double Ring with the metallic yarn and tie it

Enjoy!!



*Finished Size: approx. 6cm x 5.2cm (without metallic yarn)

*Tools: Scissors, Ruler, Beading Needles

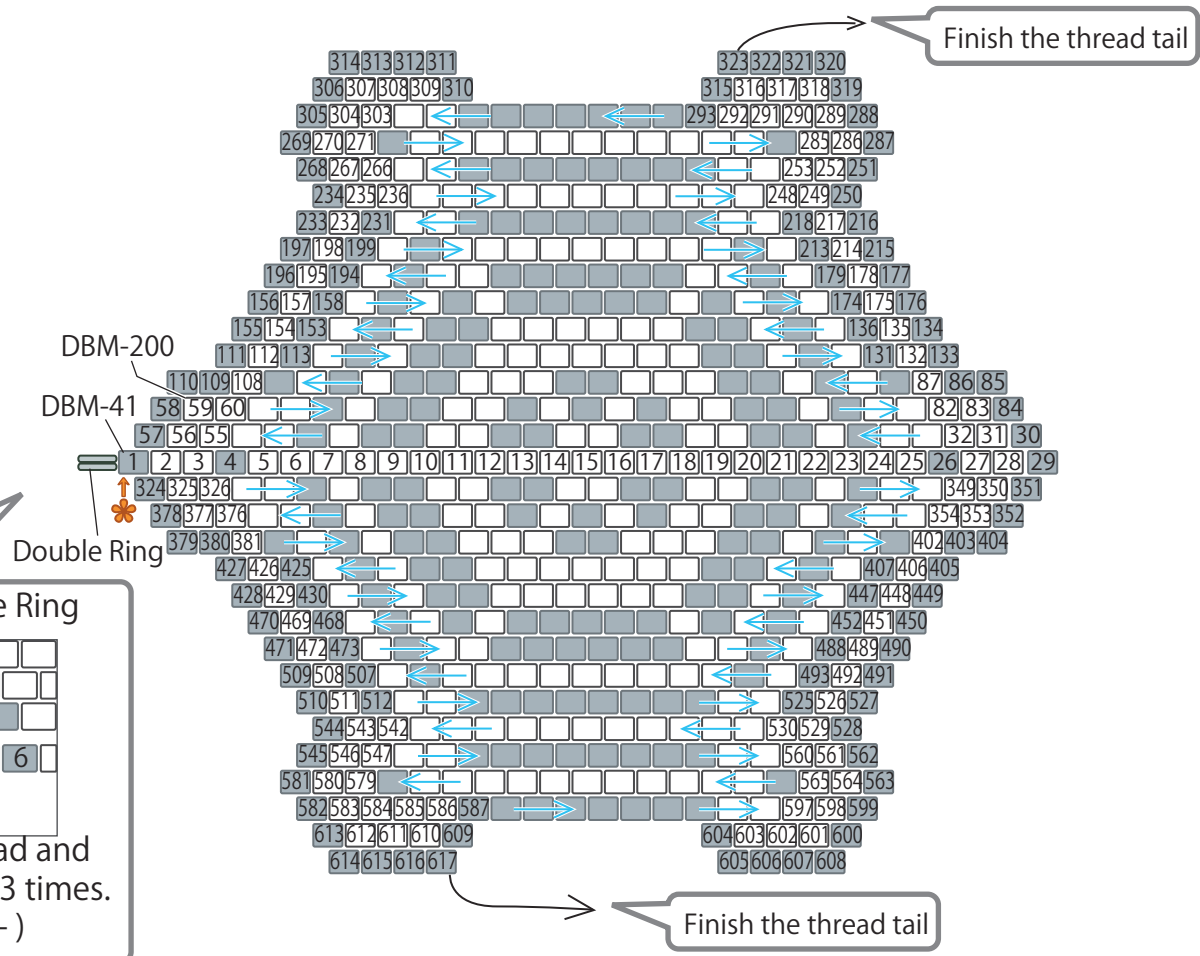
Materials

Delica Beads size 10
(100g = approx 10,800 pcs)

DBM0041 : 280 pcs
DBM0200 : 337 pcs
Metallic Yarn (0.9mm round) Silver : 20cm
Nylon Thread White: 3.7m
Double Ring : 1pc

See the pattern. Use 3.7m of nylon thread and string needle. Leave 1.5m thread tail and string a stopper bead. Then start weaving Delica Beads of the ladder stitching part (1-29) and brick stitching part (30-323) by using the 2.2m thread. Finish the thread tail. Remove the stopper bead and connect a Double Ring. Re-start weaving the remaining part (324-617) by using the 1.5m thread tail. Finish the thread tail.

✿=Start



2) Cut metallic yarn in 20cm x 1 pc, string the Double Ring with the metallic yarn and tie it.

Enjoy!!



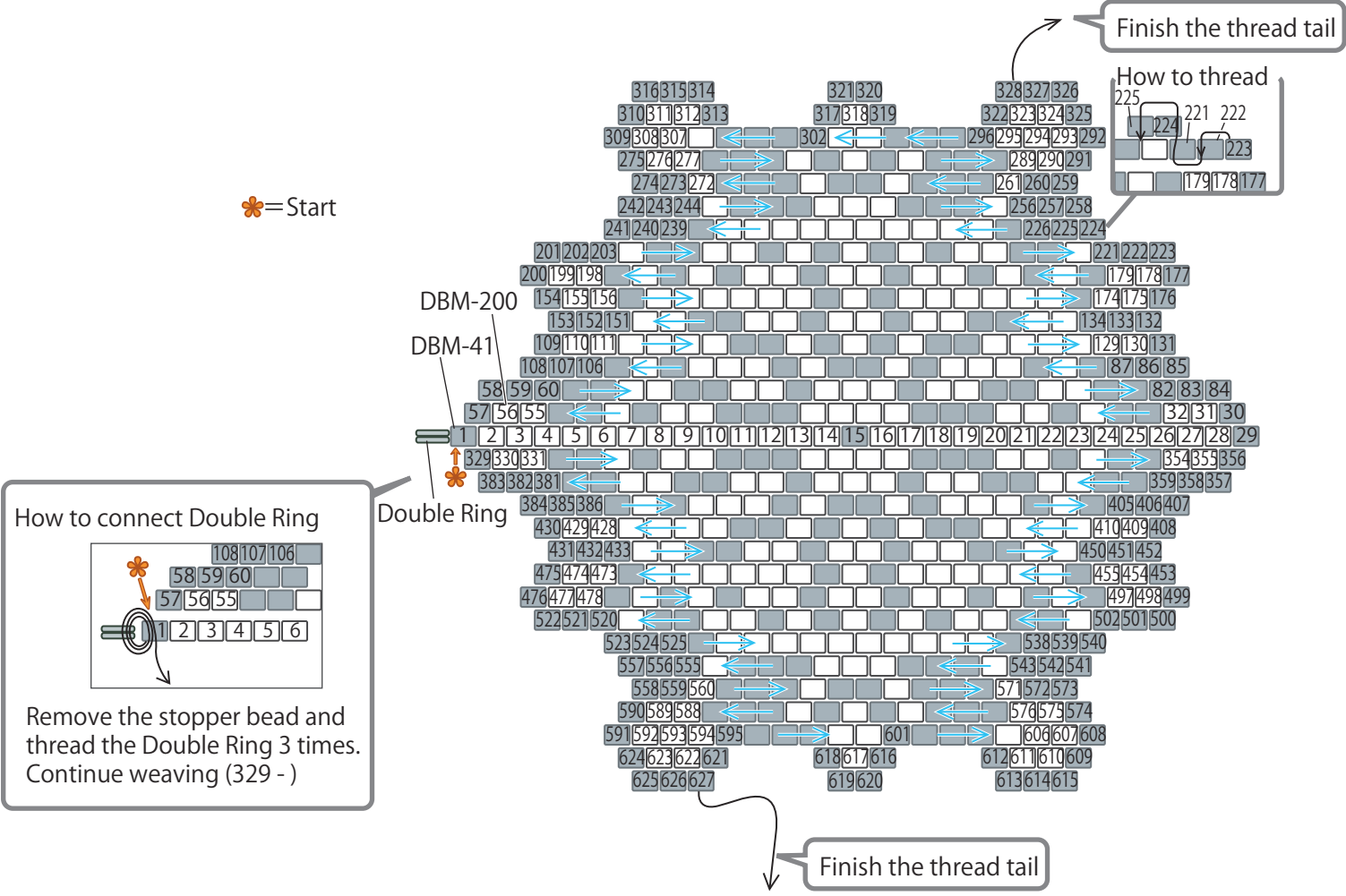
*Finished Size: approx. 6.2cm x 5.2cm (without metallic yarn)
 *Tools: Scissors, Ruler, Beading Needles

Materials

Delica Beads size 10
 (100g = approx 10,800 pcs)

- DBM0041 : 323 pcs
- DBM0200 : 304 pcs
- Metallic Yarn (0.9mm round) Silver : 20cm
- Nylon Thread White: 3.7m
- Double Ring : 1pc

See the pattern. Use 3.7m of nylon thread and string needle. Leave 1.5m thread tail and string a stopper bead. Then start weaving Delica Beads of the ladder stitching part (1-29) and brick stitching part (30-328) by using the 2.2m thread. Finish the thread tail. Remove the stopper bead and connect a Double Ring. Re-start weaving the remaining part (329-627) by using the 1.5m thread tail. Finish the thread tail.



2) Cut metallic yarn in 20cm x 1 pc, string the Double Ring with the metallic yarn and tie it.

Enjoy!!